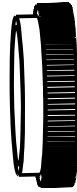



M L K J H G F E D C B A


LTR	CO	DATE	CHK



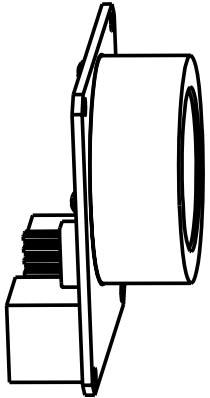
CS MOUNT ENCLOSED CAMERA





CS TO C ADAPTER




C MOUNT ENCLOSED CAMERA



CS MOUNT NON ENCLOSED CAMERA



CS TO C ADAPTER



C MOUNT NON ENCLOSED CAMERA

This document and the information and data contained herein are proprietary to and the exclusive property of Mightex Systems. This document and the information and data contained herein may not be copied, published or disclosed without the express prior written consent of Mightex Systems.

MATERIAL:	THE INFORMATION AND DATA CONTAINED HEREIN CONFORMS TO <b>ASME Y14.5M-1994</b>	DRAWN: _____ DATE: 02-Nov-07	Mightex Systems
ALT MATL:	ALL UNTOLERANCED DIMENSIONS ARE <b>BASIC</b>	EDGE/COR BREAK: _____	CS TO C CAMERA
CASE DEPTH:	UNLESS OTHERWISE SPECIFIED, ALL DIMENSIONS ARE IN <b>MM</b>	RADII INSIDE: _____	SIZE NO. 101000-ILLUSTRATION
HARDNESS:		RADII OUTSIDE: _____	REL NO. SHEET 1 OF 1
SURFACE TREATMENT:		UNLESS OTHERWISE SPECIFIED: 6.3 SURFACE FINISH	
		THIRD ANGLE PROJ	
		PRO/ENGINEER*	

M L K J H G F E D C B A